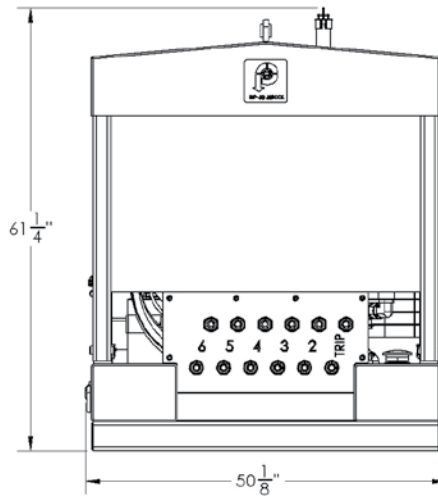
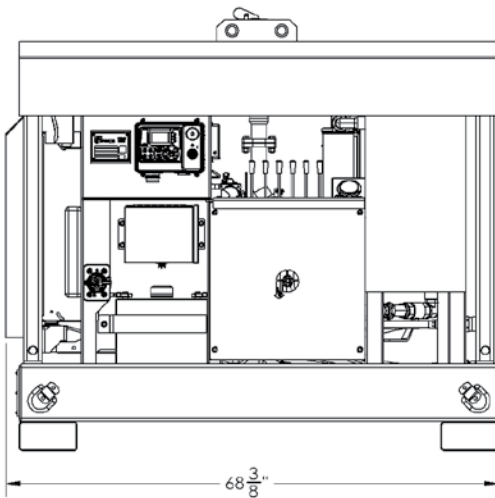
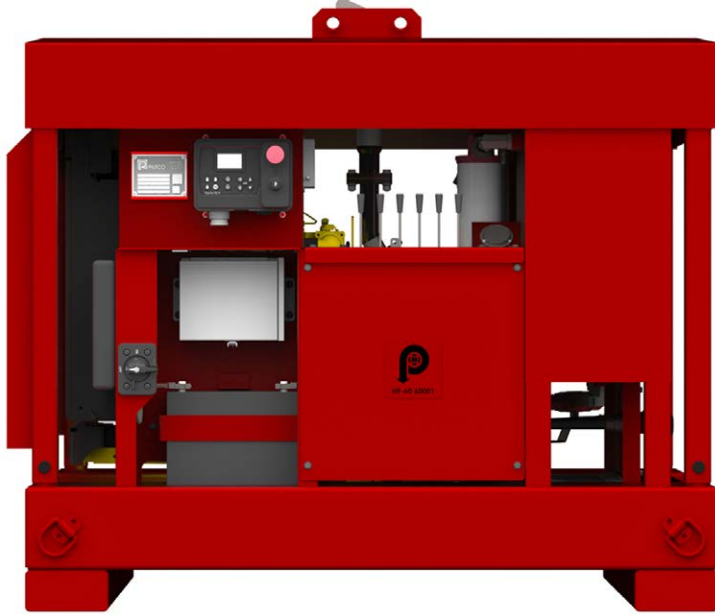




PILECO INC.

POWER UNIT HP-60



Dimensions:		
L	68 3/8 "	1737 mm
W	50 1/8 "	1273 mm
H	61 1/4 "	1556 mm

Technical Specifications

Engine:	CAT 2.2 L Tier 4 Diesel
Max Engine Power:	67 HP @ 2,800 RPM
Hydraulic Pump:	Parker 31B Gear Pump
Max Pressure:	Produces maximum of 3,000 psi, system is regulated to 2,700 psi through DCV
Displacement:	2.96 in ³ / rev (0.0128 gal / rev or 1.28 GPM / 100 RPM)
Directional Control Valve:	4 or 6 Spool Hydac DX6 with manual and electric spools
Electrical System:	12V system, 31P Battery
Flow Rates:	Bank 1 (TRIP): unregulated on flow rate; see section 1.3 for rate / RPM chart Banks 2-6: Regulated to 10 GPM regardless of RPM
Quick Disconnects:	Stucchi VEP15P
Dry Weight:	Approx. 2,750 lb
Wet Weight:	Approx. 3,350 lbs with 90% fill on hydraulic oil and diesel
Hydraulic Oil Capacity:	70.4 gallon tank, 63.4 gallons @ 90% fill
Fuel Capacity:	24.6 gallon tank, 22.2 gallons @ 90% fill